



S. ALAM COLD ROLLED STEELS LIMITED
Consolidated Statement of Financial Position (Un-Audited)
As at 31 December 2015


	31 December 2015 Taka	30 September 2015 Taka
ASSETS & PROPERTIES		
Non-current assets:		
Property, Plant and Equipment - net	1,879,663,065	1,897,092,110
Capital Work-In-Progress	2,216,638,625	2,167,468,517
Total non-current assets	4,096,301,690	4,064,560,627
Current assets:		
Inventories	4,563,758,319	4,380,925,058
Accounts Receivable	3,107,325,700	2,994,166,151
Due from Affiliated Companies	3,482,551,090	3,261,154,599
Advances, Deposits and Prepayments	681,857,067	618,923,513
Short Term Investment (FDR)	135,597,711	145,432,564
Cash and Cash Equivalents	13,775,215	4,769,541
Total Current Assets	11,984,865,102	11,405,371,426
TOTAL ASSETS & PROPERTIES	16,081,166,792	15,469,932,053
SHAREHOLDERS' EQUITY & LIABILITIES		
Share Capital	983,711,000	983,711,000
Share Premium	433,930,746	433,930,746
Retained Earnings	558,396,084	536,355,968
Equity attributable to owner's of the Company	1,976,037,830	1,953,997,714
Non Controlling Interest	134,580,467	135,094,659
Total Equity	2,110,618,297	2,089,092,373
Non-Current Liabilities		
Long Term Loan	1,694,299,918	1,649,846,694
Deferred Tax Liabilities	299,251,677	299,251,677
Total Non-Current Liabilities	1,993,551,595	1,949,098,371
Current Liabilities		
Trade Creditors	1,944,055,189	1,551,984,506
Short Term Liabilities	4,978,127,121	5,323,834,649
Liabilities for Expenses	19,412,317	21,200,550
Advance against Sales	18,587,196	35,282,776
Due to Affiliated Companies	4,496,113,337	3,980,797,485
Current Portion of Long Term Loan	262,816,000	262,816,000
Liability against Unclaimed Dividend	25,476,197	25,648,553
Provision for Income Tax	155,314,018	153,408,449
Provision for Workers' Profit Participation & Welfare Fund	63,420,975	62,015,052
Other Liabilities	13,674,550	14,753,289
Total Current Liabilities	11,976,996,900	11,431,741,309
Total Liabilities	13,970,548,495	13,380,839,680
Total Shareholders' Equity & Liabilities	16,081,166,792	15,469,932,053
Net Asset Value (NAV) per Share	20.09	19.86


Chief Financial Officer


Company Secretary


Director


Chairman


Managing Director

S. ALAM COLD ROLLED STEELS LIMITED


Consolidated Statement of Comprehensive Income (Un-Audited)


For the 1st Quarter ended 31 December 2015

	01.10.15 TO 31.12.15 Taka	01.10.14 TO 31.12.14 Taka
Revenue	798,192,761	1,173,171,299
Cost of sales	(710,983,847)	(1,041,610,384)
Gross profit	87,208,914	131,560,915
Selling and distribution costs	(1,814,860)	(5,726,984)
Administrative costs	(15,934,109)	(24,135,096)
	(17,748,969)	(29,862,080)
	69,459,945	101,698,835
Other income	288,481	99,600
Results from operating activities	69,748,426	101,798,435
Finance costs	(49,356,674)	(56,720,306)
Finance income	6,012,724	10,975,322
	(43,343,950)	(45,744,984)
Net Profit before tax and WPPF and Welfare Fund	26,404,476	56,053,451
Contribution to WPPF and Welfare Fund	(1,405,923)	(2,813,518)
Profit before amortisation of intangible assets	24,998,553	53,239,933
Profit before income tax	24,998,553	53,239,933
Current Tax:		
Current year	(3,472,629)	(14,737,979)
Net profit after tax	21,525,924	38,501,954
Net Profit after tax attributable to :		
Shareholders of the Company	22,040,116	38,578,229
Non-controlling interest	(514,192)	(76,275)
	21,525,924	38,501,954
Basic earnings per share	0.22	0.39


Chief Financial Officer


Company Secretary


Director


Chairman


Managing Director

S. ALAM COLD ROLLED STEELS LIMITED
Consolidated Statement of Changes in Equity (Un-Audited)
For the 1st Quarter ended 31 December 2015

	Share Capital	Share Premium	Accumulated Profit	Total	Non-Controlling Interest	Total
	<u>Taka</u>	<u>Taka</u>	<u>Taka</u>	<u>Taka</u>	<u>Taka</u>	<u>Taka</u>
Balance as on 1st October 2015	983,711,000	433,930,746	536,355,968	1,953,997,714	135,094,659	2,089,092,373
Issue of Bonus Share / Proposed to Shareholder as Cash Dividend (Not yet declared)	-	-	-	-	-	-
Net profit after tax transferred from Profit & Loss Account (For the period from 01.10.2015 to 31.12.2015)	-	-	22,040,116	22,040,116	(514,192)	21,525,924
Balance as at 31 December 2015	983,711,000	433,930,746	558,396,084	1,976,037,830	134,580,467	2,110,618,297
	Share Capital	Share Premium	Accumulated Profit	Total	Non-Controlling Interest	Total
	<u>Taka</u>	<u>Taka</u>	<u>Taka</u>	<u>Taka</u>	<u>Taka</u>	<u>Taka</u>
Balance as on 1st October 2014	983,711,000	433,930,746	561,580,363	1,979,222,109	136,724,580	2,115,946,689
Net profit after tax transferred from Profit & Loss Account (For the period from 01.10.2014 to 31.12.2014)	-	-	38,579,229	38,579,229	(76,275)	38,502,954
Balance as at 31 December 2014	983,711,000	433,930,746	600,159,592	2,017,801,338	136,648,305	2,154,449,643


Chief Financial Officer


Company Secretary


Director


Chairman


Managing Director

S. ALAM COLD ROLLED STEELS LIMITED
Consolidated Statement of Cash Flows (Un-Audited)
For the 1st Quarter ended 31 December 2015

	01.10.15 TO 31.12.15	01.10.14 TO 31.12.14
	Taka	Taka
a. OPERATING ACTIVITIES:		
Paid against revenue expenditure & procurement of raw materials	(505,032,163)	(1,118,410,513)
Receipts from customers against sales	668,337,632	1,029,399,671
Receipt against finance & other income	6,015,047	11,074,922
Payment of interest	(49,356,674)	(56,720,306)
Advances paid / Receipts	(28,055,777)	(13,790,016)
Income Tax Paid	(40,838,288)	(60,618,978)
Net cash provided by/(used in) Operating Activities	55,463,228	(206,806,865)
b. INVESTING ACTIVITIES:		
Acquisition of property, plant and equipment	-	(516,320)
Proceed from sale of property, plant and equipment	385,000	-
Short term investment (FDR)	9,834,853	(31,222,265)
Short term loan to associated companies	(221,396,491)	(643,652,197)
Capital Work-in-progress	(49,170,108)	(35,693,262)
Net cash used in Investing Activities	(260,346,746)	(711,084,044)
c. FINANCING ACTIVITIES:		
Receipt/(Re-payment) of Term Loan	44,453,224	(43,037,471)
Loan received from / (paid to) inter companies	515,315,852	759,819,325
Receipts/(Re-payment) of Short term loan	(345,707,528)	208,047,663
Paid against dividend	(172,356)	(312,318)
Net cash (used in)/provided by Financing Activities	213,889,192	924,517,199
Total (a+b+c)	9,005,674	6,626,290
Opening cash and cash equivalents	4,769,541	3,397,663
Closing cash and cash equivalents	13,775,215	10,023,953
	9,005,674	6,626,290
Net Operating Cash Flow per Share	0.56	(2.10)


Chief Financial Officer


Company Secretary


Director


Chairman


Managing Director